




Nume: .....

Data: .....

# Culori potrivite

Trageți o linie pentru a potrivi culoarea creionului cu culoarea obiectului.




Name: \_\_\_\_\_


Clasă: \_\_\_\_\_

# Numără și potrivește


Încercuiește numărul corect de imagini




**4      7      10**



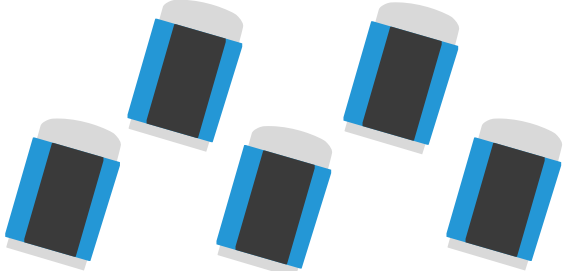
**4      6      8**




**5      3      9**



**0      1      2**



**2      9      5**



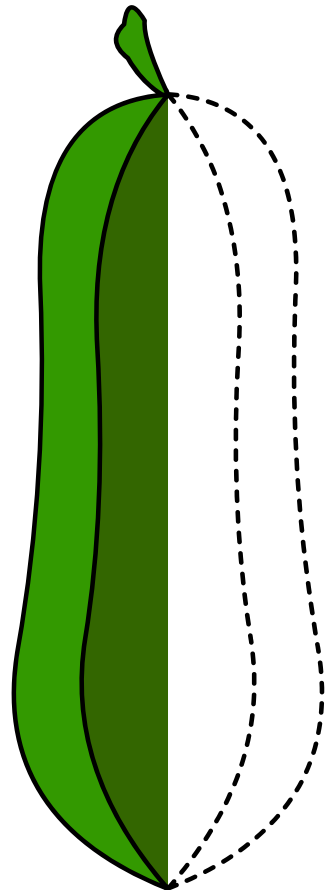
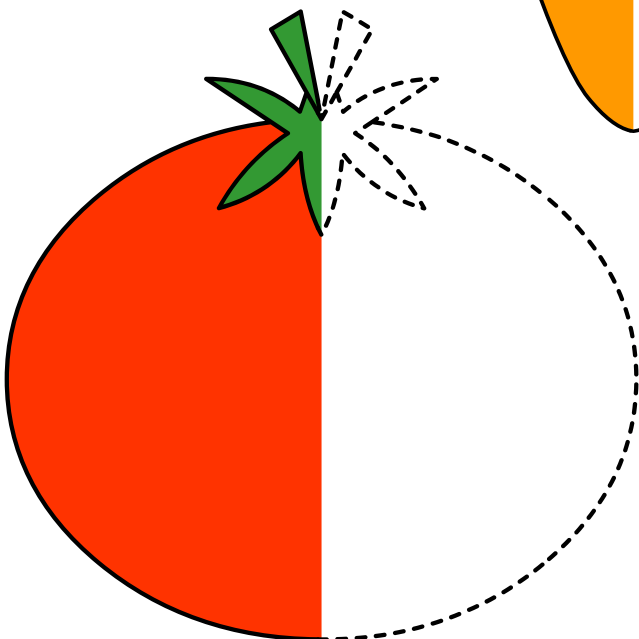
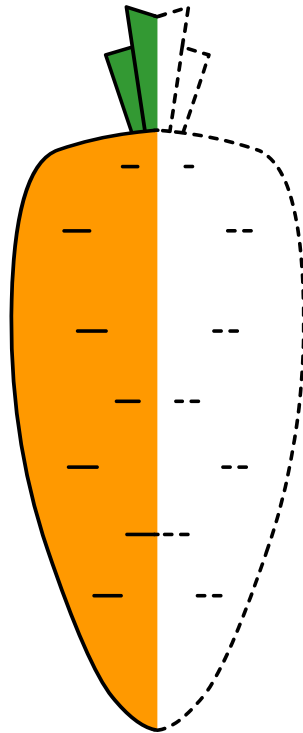
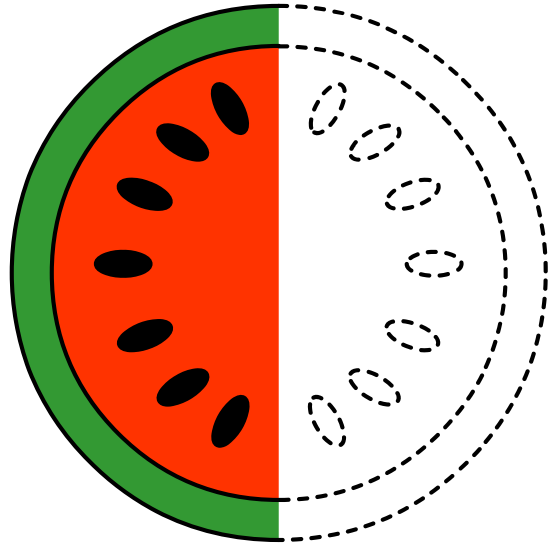
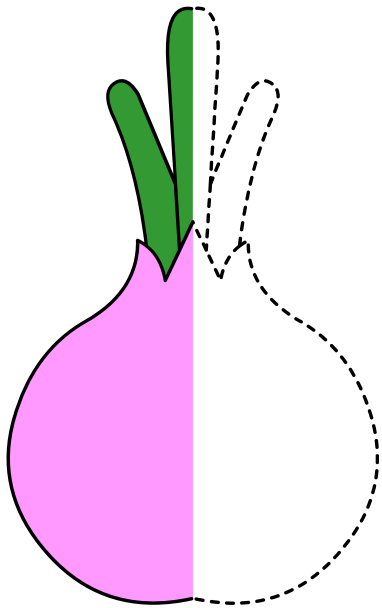
**9      5      8**

Nume: \_\_\_\_\_

Data: \_\_\_\_\_

# Trasează și colorează

Trasează liniile și colorează interiorul.

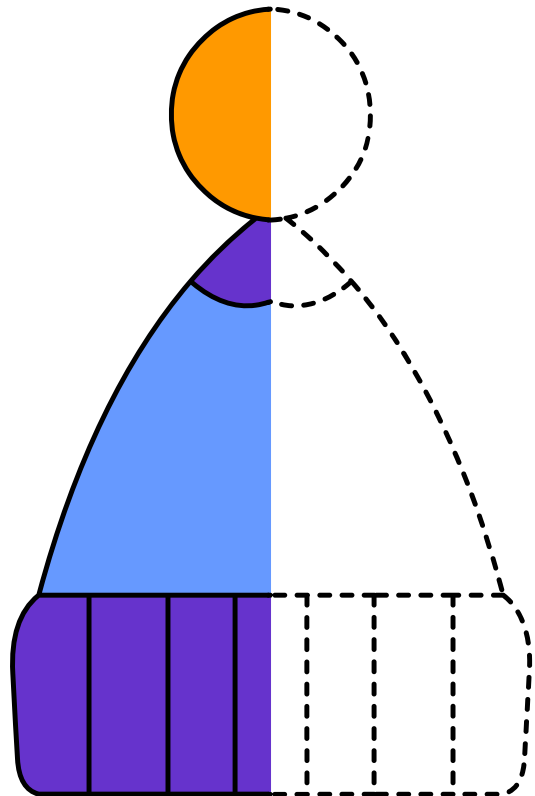
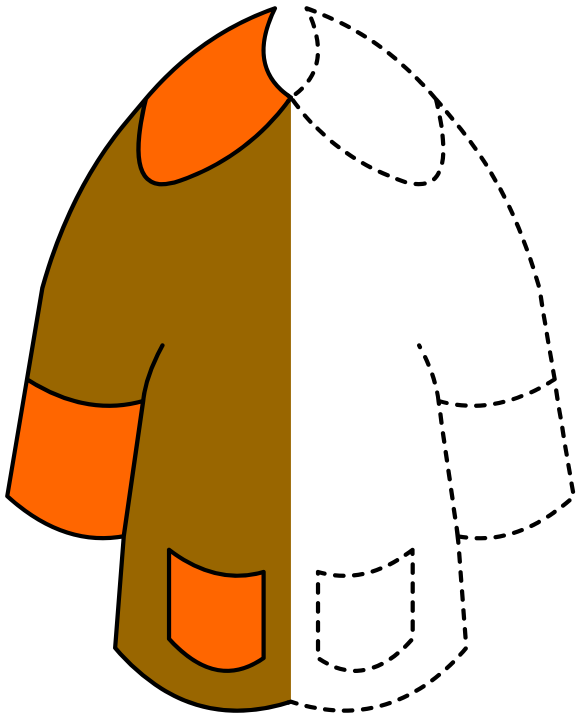

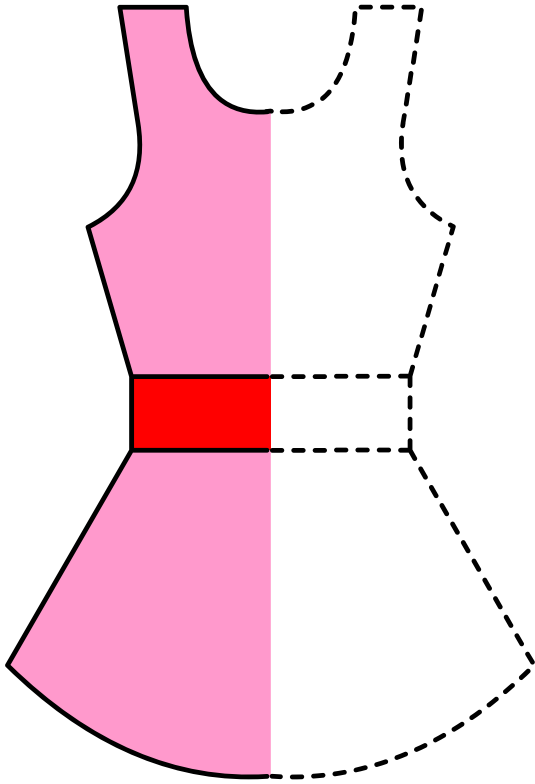


Nume:

Data:

# Trasează și colorează

Trasează liniile și colorează interiorul.




Nume:

Clasă:

# Animale sălbatice

Fișă de lucru cu vocabular


Privește fiecare imagine cu animal și alege varianta corectă



Zebră

Panda

Elefant



Urs

Elefant

Cămilă



Leu

Girafă

Elefant



Urs

Tigru

Koala



Cămilă

Vulpe


Elefant



Zebră

Leu

Tigru



Zebră

Rinocer

Tigru



Koala

Leu

Panda



Koala

Cămilă

Urs



Zebră

Tigru

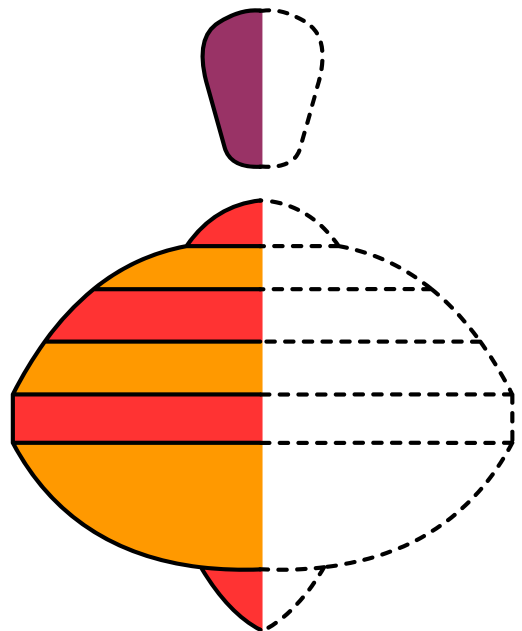
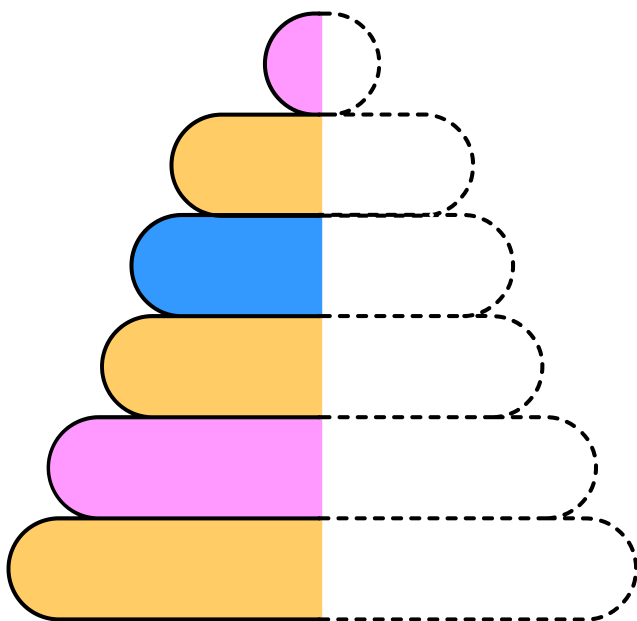


Vulpe


Name: \_\_\_\_\_

Date: \_\_\_\_\_

# Trace and Color

Trace the lines and color the inside.





orange




avocado



lemon



bell pepper




onion




broccoli



carrot



tomato












eggplant



banana

# Comparație de dimensiuni

Haide, pune o bifă (✓) pe imaginea mai mică de mai jos!









Număr:

Clasă:

Data:

# CĂUTÂND DIFERENȚE

Încercuiește obiectele care sunt diferite de grupul lor.




Nama : .....

Kelas : .....

# ANIMALE MAMĂ ȘI COPIL

Trasează o linie pentru a conecta părintele cu fiul său.







# Animale de companie

Număr:

Data:

Scieți cu caractere îngroșate numele următoarelor animale de companie!



# Fișă de Activitate Interactivă: „Caută și găsește”

Identifică pe planșă  
câteva elemente:



O albinuță  
veselă care  
poartă o  
coroniță.



Un soare  
care poartă  
ochelari de  
soare colorați.



O broscuță  
care stă  
cuminte pe o  
frunză de nufăr.



O gălețușă  
plină cu nisip  
și o lopățiță  
albastră.



Un fluture cu  
aripi decorate  
cu puncte  
multicolore.



## Instrucțiune pentru părinți/educatori:

Rugați copilul să coloreze obiectul imediat ce l-a găsit.  
Pentru a stimula atenția, folosiți indicii auditive, cum ar fi:  
„Albinuța vrea să ne spună o poveste, dar s-a ascuns  
după o floare mare. O poți vedea?”

Acest exercițiu dezvoltă atât percepția vizuală, cât și limbajul descriptiv.

